

Webster®

Fuel Pumps & Valves

WEBSTER FUEL PUMP TO BURNER CROSS REFERENCE RESIDENTIAL & COMMERCIAL BURNERS



Beckett

Model AF, AFG M34DK-3 (M34DM-3 Bio Pump)
Model SR 2R122D-5C3



Beckett

Model SF 22R220D-5C3



Beckett

Model CF-500 22R220D-5C14




Beckett

Model CF-2500 22R322D-5C14




Carlin
Combustion Technology, Inc.

EZ-1/2/3 and EZ-Pro M34DK-3 (M34DM-3 Bio Pump)
99FRD M34DK-3 (M34DM-3 Bio Pump)
100CRD M34DK-3 (M34DM-3 Bio Pump)
102 CRD M34DL-6




Carlin
Combustion Technology, Inc.

701CRD 2M34DL-15




Carlin
Combustion Technology, Inc.

201CRD & 301CRD M34DL-6
1150 FFD 22R322D-5AA14




Carlin
Combustion Technology, Inc.

1050 FFD 22R221D-5C3



Carlin
Combustion Technology, Inc.

601CRD (6.00 TO 13.20 GPH) 2M34DL-6




Carlin
Combustion Technology, Inc.


702CRD 2M34DL-15



EH M34DL-6
 EHA, EHASR M34DK-3 (M34DM-3 Bio Pump)
 HS-Blue Angel M34DK-3 (M34DM-3 Bio Pump)
 MSR & MSR-DC M34DK-3 (M34DM-3 Bio Pump)



FH 2M34DL-15



POWER FLAME TYPE C BURNERS

C1, C2 22R221D-5C14
 C3 22R322D-5AA14
 C4, C5 22R623D-5AA14
 C5B 2V026C-5D020

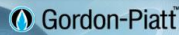


WEBSTER JB BURNERS

JB1-05 TO JB2-10 2R221D-5AA14
 JB2-10 TO JB2-20 22R322D-5AA14
 JB2-30 TO JB2-50 22R623D-5AA14



GORDON PIATT/JOHN ZINK MODEL S 22R322D-5AA14



GORDON PIATT/JOHN ZINK MODEL R 22R322D-5AA14



GORDON PIATT/JOHN ZINK MODEL F 22R623D-5AA14
 GORDON PIATT/JOHN ZINK MODEL FL 22R623D-5AA14