


## Oil Safety Valve Tool


The Webster OSV Tool is intended to be used only during a fuel pump priming operation. The tool is very simple to use and will hold the OSV open during priming.




Carefully position the tool stem perpendicular to the OSV cover and above the OSV breathing hole. Gently insert the stem through the breathing hole until the tool stem touches the OSV diaphragm plate.



Keeping the tool face parallel to the OSV cover, carefully rotate the tool and gently press on the OSV cover. NOTE: It is important not to press the tool too tight. Minimum pressure will hold the tool in place while priming the fuel pump.



To remove the OSV tool, again carefully rotate and lift straight off the OSV valve. Keep the tool face parallel to the OSV cover.



**CAUTION:** As soon as priming is complete make sure the OSV tool has been removed.